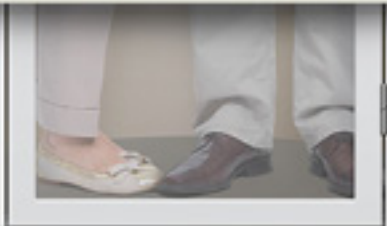


**Stiltz**<sup>™</sup>  
The home lift company



The  
**home lift**  
that fits in easily, and is  
**easy to fit**



[www.stiltzlifts.com](http://www.stiltzlifts.com)





*Non-intrusive structural design*



*Travel in under 30 seconds*



*Attractive in any environment*



*Stiltz Duo control panel*

## The Stiltz Home Lift

The Stiltz Home Lift range has been thoughtfully designed so it will fit easily into your home and your life.

Our lifts will help you stay in your home when the stairs become something you don't want to worry about any longer or you are simply looking for a quicker, safer and more convenient way to get between floors. It's also significantly more cost effective compared to moving from the home you love.

Unlike a stairlift, Stiltz lifts can also carry more than one person and even a walker or a standard wheelchair. They're also great for moving luggage, boxes, a vacuum cleaner or even the family pet!



## The home lift that fits almost anywhere

Most residential elevators take up a lot of room. A structural wall is also needed meaning it is sometimes difficult to find enough space in the right place.

Stiltz lifts use a unique twin rail system that eliminates the need for a supporting wall. This allows you to fit your lift in many more places than would be possible with other products. Plus you can do this without the significant cost of building a shaft.

Coupled with the lifts' small sizes we think this makes the Stiltz range the most versatile residential elevator money can buy. And because they require minimal construction, Stiltz lifts are an affordable alternative to a stairlift.

Why have a stairlift when you can have a real lift?

- Compact sizes mean they will fit in almost any home without the need for costly shaft construction.
- A neat and discreet alternative to a stairlift; keep your stairs the way they've always been!
- Transport two people and cumbersome objects.
- A complete lift range to suit most needs
- A choice of finishes and options
- Surprisingly affordable



*Duo Classic with cream carpet interior*



*Trio Vista with clear polycarbonate back*



# Typical Applications



## Standard Retrofit

The most common scenario. The lift will travel between a downstairs room such as a hallway or family room, and arrive upstairs in a bedroom or on the landing.




## Stairwell Void

With just enough room within a turning staircase, this application uses the dead space in the void to fit our unique home lift.



## Closet to Closet

Thanks to its small footprint, a Stiltz lift can be completely fitted in a closet on both floors.



The unique Stiltz rail system means an expensive shaft is not needed and has little impact on the home you love.

## Standard Features

### Standard finishes

A neutral cream exterior with matching interior lining and door color.

### Half-height door

The door is interlocked and is made to match the finish of the lift.

### 2 x remote controls

Call and send the lift remotely and also use it to move heavy or awkward items between floors.

### Internal LED downlights

These are programmed to turn on once the user has entered the lift and remain on for the entire journey.

### Battery back-up system

If there is a power outage while using the lift it will descend to the lower level of the home and wait until the power comes back on.

### Interior telephone

In the very unlikely event that the lift stops while you are travelling in it, help is just a phone call away.

### Two year warranty

Stiltz lifts carry a standard two year parts warranty.

## Optional Extras

### Fold-down seat

This is a popular option selected by customers for the short trip between floors.

### Interior grab rail

Offers increased security for the occupants of the lift.

### Full-height door

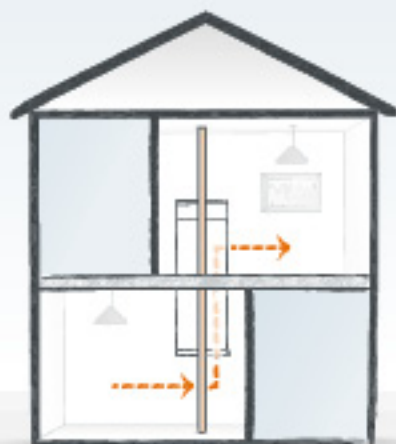
An interlocked door that replaces the half-height door and light curtain. This is a no-cost option.

### Thru-car / Double entry

Thanks to the unique dual rail technology, we offer a model that allows you to enter and exit the lift from both sides.

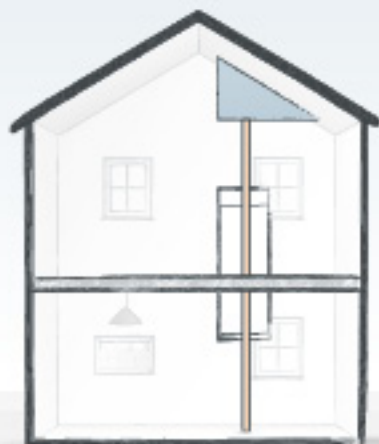
### Polycarbonate panels

The Duo Vista car has a clear polycarbonate body and the Trio Vista has a clear back panel. This can give a more contemporary look and also allows light to pass through.



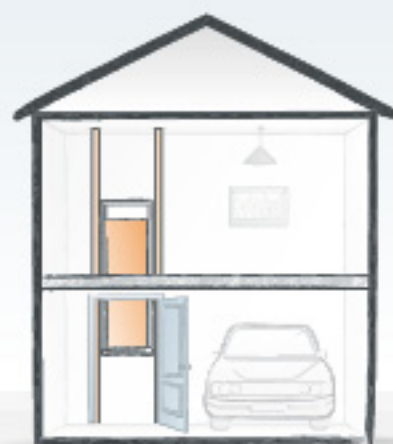
### Thru-Car

All Stiltz lifts are capable of having a double entry or thru-car configuration.



### Sloped/Cathedral Ceiling

Our rails need a horizontal surface to fix to. Some simple modifications will make it possible to install the lift in this situation.



### Garage

A Stiltz lift will allow you quick and safe access from a garage into your home. This application will require the construction of a simple shaft in the garage.

## Safety Features

### Light curtain

A full-height motion sensor is situated at the entrance of our lifts (unless a full-height door is chosen). If this barrier is crossed the lift will immediately stop.

### Safety lid plug

This crucial feature plugs the aperture in the floor when the lift is in the downstairs position. It is strong enough to stand on.

### Key switch operation

This feature allows the owner to isolate the lift if the need arises. This is commonly used when going away on vacation or when children are around.

### Top & bottom safety pans

Using our obstruction sensing covers a Stiltz lift can detect objects above or below the lift, causing it to immediately stop.

### Hold-to-run controls

Operating a Stiltz lift requires constant pressure to the controls. This allows the user to 'drive' the lift and feel in total control.

### Weight limit sensors

Our Duo lifts are limited to 375lbs / 170Kg, and the Trio 485lb / 220kg. The lift detects anything exceeding these limits and will not travel.

### Out of balance sensors

Sensors will detect if the lift is ever out of balance and prevent the unit from travelling.

### Fall arrest mechanism

This patented system prevents the car from falling in the unlikely event of the steel ropes going slack.

### Emergency stop button with alarm


This button is front and center for the user in the event of an emergency.

### Overspeed detection

The lift uses an optical sensor to detect the speed of travel. If this increases beyond the specified limit, the lift will stop.



View of upstairs looking at the safety lid plug.



View of downstairs looking up at underside of the lift.





More than just a lift, the Stiltz Duo will enhance your home as well as your life.

The Stiltz Duo Classic is the original and best-selling Stiltz product. Its unique and innovative features allow it to be installed in places where other home elevator products will not fit. The clever design also means that installation can be done in a fraction of the time and at a much lower cost.

The Stiltz Duo Vista includes all the same features as the Classic model but it is fitted with a clear body made from structural polycarbonate to give it a contemporary look. The Duo Vista is designed to blend into a room's décor or furnishings without a trace and looks great in any home. It allows natural light to flood in which is ideal if the lift is placed in front or close to a window.

The Stiltz Duo Thru Car allows users to enter and exit from both sides of the car. This is made possible by the Stiltz unique dual rail technology. It offers all the same features as the Trio Classic.

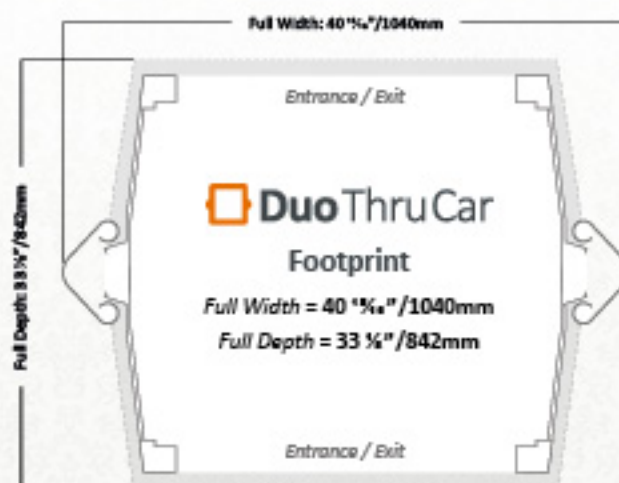
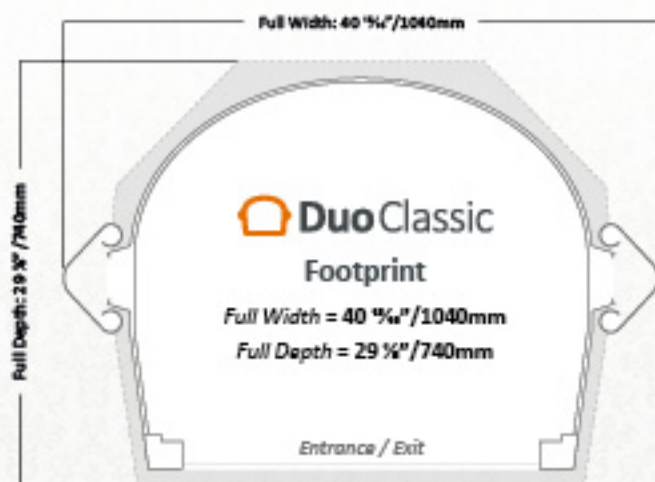
Unlike a stairlift you can choose where to put the Stiltz Duo in your home. It is also more versatile and will allow you to transport luggage, the vacuum cleaner and even a family pet.



## Technical Specifications

Drive	Roped drum, braked gear motor drive
Power Supply	220 -240v AC / 5amps – will work off 110v with step-up transformer
Maximum Load	375lb / 170kg
Maximum Travel	Maximum travel – 13'1" / 4 meters
Entrance Security	Full height light curtain / motion sensor - optional full height door
Maximum Speed	Maximum speed 6" / 15cm per second
Warranty	2 year parts
Rope Diameter	6mm Galvanized steel rope
Additional Sensors	Out-of-balance & overload, over-speed detection and light curtain
Lighting Type	4 x 3w LED downlights
Landing Call Stations	2 Wireless remote control units - call / send facility (3 x standard AAA batteries in each)
Installation	Typical installation takes one day
Operation	Hold-to-run controls
Configuration	Single entry or double entry / thru-car

## Duo Lift Footprints





# Trio Lift

A simple and adaptable solution that complements your lifestyle.

At Stiltz we are known for building compact, space-efficient lifts that have minimal impact on your home. And while our Trio Classic lift certainly fits that description it offers you extra space over our basic Duo lift. Anyone needing a larger interior cab space to carry an extra person, wheelchair, rollator or other bigger items may find the Trio the perfect solution.

The Stiltz Trio Vista includes all the same features as the Classic model but has solid side walls and a clear polycarbonate back to give it a contemporary look. It allows natural light to flood in making it ideal if the lift is placed in front of a window.

The Stiltz Trio Thru Lift allows users to enter and exit from both sides of the car. This is made possible by the Stiltz unique dual rail technology. It offers all the same features as the Trio Classic.

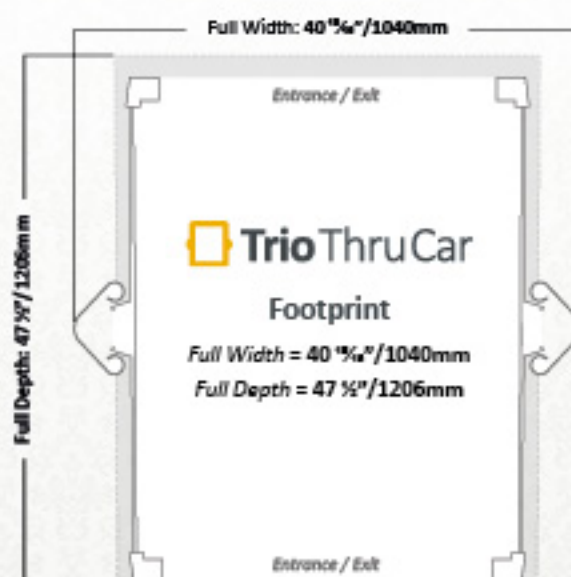
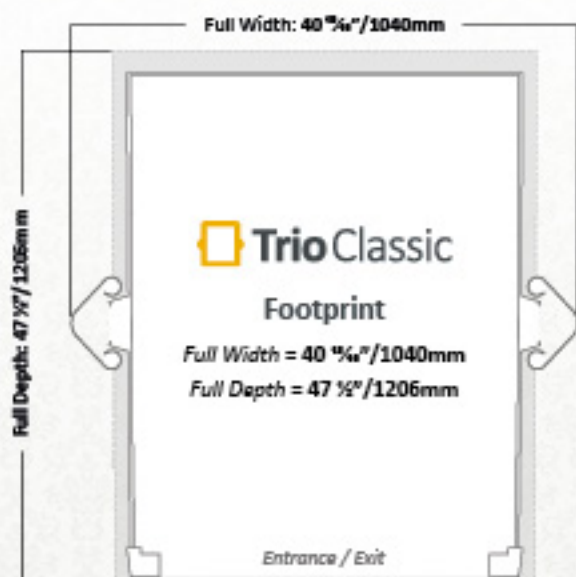




## Technical Specifications

Drive	Roped drum, braked gear motor drive
Power Supply	220 -240v AC / 5amps – will work off 110v with step-up transformer
Maximum Load	485lb / 220kg
Maximum Travel	Maximum travel – 13'1" / 4 meters
Entrance Security	Full height light curtain / motion sensor - optional full height door
Maximum Speed	Maximum speed 6" / 15cm per second
Warranty	2 year parts
Rope Diameter	6mm Galvanized steel rope
Additional Sensors	Out-of-balance & overload, over-speed detection and light curtain
Lighting Type	4 x 3w LED downlights
Landing Call Stations	2 Wireless remote control units - call / send facility (3 x standard AAA batteries in each)
Installation	Typical installation takes one to two days
Operation	Hold-to-run controls
Configuration	Single entry or double entry / thru-car

## Trio Lift Footprints





**A simple but versatile solution that complements your lifestyle.** We designed the Stiltz lift to be easy, enjoyable and efficient to use. Here are some of the key features and benefits.



#### Small footprint

Our compact sized lifts means our products will fit where others will not. The unique shape of the Duo means you can even tuck it tight into a corner.



#### Quiet

We use a drive system that is quieter than most other elevators. In fact, it's quieter than many stairlifts. That's something we like to shout about!



#### Fast Installation

Because our lifts do not require a shaft there is minimal construction required. Installation of the lift can be done in as little as one day.



#### Power consumption

Our lifts are very, very efficient and use little electricity. They can be run from a 110v or 220v outlet.





#### Unique guide system

The two parallel guides bear the load of the lift. As the guides are at the centerline of the elevator they create a self-supporting structure which eliminates the need for load bearing walls.



#### Self Contained Drive System

When you look at a Stiltz lift what you see contains every component. The drive system is housed on top of the car and moves with it as it travels. There is no machine room and no hydraulic pump to worry about.



*The Duo Thru Car, seen here going to a landing, allows you to enter one side of the lift and exit the other. The landing gate will only open when the lift has stopped at the top. The Thru Car option is also available in the Trio size.*



# Frequently Asked Questions

## **Does a Stiltz Home Lift require any extra external mechanisms or systems? Where is the motor?**

We use a roped drum and braked gear motor drive system. The entire system is neatly self-contained on top of the car. Unlike other lifts all of the mechanisms are in one place, hidden from view.

## **Is a Stiltz Home Lift noisy?**

Our lifts are extremely quiet. Our lifts do not use hydraulics or other loud mechanical equipment.

## **Does a Stiltz Home Lift require any load bearing walls?**

No. Our unique dual rail system creates a completely self-supporting structure. The weight of the entire structure and lift is in compression through the rails into the floor of the home. The Stiltz Lift does not add any extra burden on a home thanks this clever system.

## **What if the power goes out while I am travelling in the lift?**

In case of a power outage Stiltz Home Lifts are equipped with a battery backup facility. This comes standard with the lift and will allow the users of the lift to descend to the lower level of the home and wait until the power comes back on.

## **What is the required building work?**

Unlike conventional elevators that require a shaft, all that a Stiltz Home Lift requires for installation is the appropriate aperture to be cut out and trimmed by a professional builder. The work itself is minimal and not very time consuming; it usually takes a builder two days to complete a standard application. In the case of your lift going to a landing instead of through the floor an interlocked gate will be required. Your dealer can organize this for you.

## **How long does it take to install a Stiltz Lift?**

Our lifts are always fitted by factory trained and Authorized Stiltz Dealers. Once the building work has been prepared for the lift, your it will typically be installed in one to two days

## **Can I fit a wheelchair or walker in the lift?**

While our Trio lift has not been designed specifically for wheelchair use it will accommodate a standard sized manual or transit chair and is also big enough for most walkers.

## **Can a seat be fitted?**

Yes, we can fit a fold down seat in the lift and a grab bar also if needed.





For friendly advice or to find a local  
dealer please call or email us:

(844) 4 STILTZ | [info@stiltzlifts.com](mailto:info@stiltzlifts.com)

**Stiltz Lifts**

Stiltz, Inc.  
964 Postal Road,  
Allentown, PA 18109  
USA

Tel: (610) 443-2282

[www.stiltzlifts.com](http://www.stiltzlifts.com)

**Stiltz**<sup>TM</sup>  
The **home lift** company